
**特点 Features:**

- 触点容量: 16A触点切换能力  
Contact switching capability: 16A.
- 超小型低功率磁保持继电器  
Subminiature low power latching relay.
- 标准印制板引出脚 Standard PCB layout terminals.

**触点参数 CONTACT DATA**

型号	Model	YC608Z
触点形式	Contact Arrangement	1A、1C
接触电阻	Contact Resistance	100mΩ Max.
触点材料	Contact Material	银合金 Silver Alloy
额定负载(阻性)	Contact Rating ( Res.Load )	16A 250VAC/30VDC
最大切换电流	Max. Switching Current	16A
最大切换电压	Max. Switching Voltage	277VAC/30VDC
最大切换功率	Max. Switching Power	4000VA/480W
机械寿命	Mechanical endurance	1x10 <sup>7</sup> 次 OPS
电气寿命	Electrical endurance	1x10 <sup>5</sup> 次 OPS

**性能参数 CHARACTERISTICS**

吸合时间(额定电压下)	Set Time ( at nomi.volt. )	10ms Max.
复归时间(额定电压下)	ResetTime ( without diode )	10ms Max.
绝缘电阻	Insulation Resistance	1000MΩ Min.( 500VDC )
介质耐压	Dielectric Strength	触点与触点间 Between Open Contacts : 1,000VAC, 50/60Hz 1 min.
		触点与线圈间 Between Coil & Contacts: 4,500VAC, 50/60Hz 1 min.
抗振性	Vibration resistance	误动作 Functional: 10~55Hz 双振幅 1.5mm ( DA )
		耐久 Destructive: 10~55Hz 双振幅 1.5mm ( DA )
抗冲击	Shock resistance	误动作 Functional: 10G Min.
		耐久 Destructive: 100G Min.
环境温度	Ambient Temperature	-40°C~+105°C (不冷凝 No condensation)
重量	Unit Weight	约 Approx. 12g

**线圈参数 COIL DATA (at 23°C)**

额定电压 Rated voltage (VDC)	额定电流 Rated current ±10%(mA)	线圈电阻 Coil resistance ±10%(Ω)	脉冲宽度 Pulse duration ms (Min.)	吸合电压 Operate voltage VDC (Max.)	复位电压 Release voltage VDC (Max.)	额定功率 Rated coil power (W)
5	108.0	47	50ms	额定电压的 75%	额定电压的 75%	约 approx. 0.54 (单线圈 single coil)
6	90.0	68				
9	60.0	150				
12	45.0	270				
18	30.0	600				
24	22.5	1,100				
48	11.3	4,400	50ms	额定电压的 75%	额定电压的 75%	约 approx. 0.72 (双线圈 dual coil)
5	144.0	35				
6	120.0	50				
9	80.0	112				
12	60.0	200				
18	40.0	450				
24	30.0	820				
48	15.0	3,300				

## 订货标记示例 ORDERING INFORMATION

YC608Z	-S	-1	12	L1	M	
		触点形式 Contact form :		无-转换 ,M-常开 Nil-Form C , M-Form A		
		线圈类型 Coil type :		L1-单线圈 Single coil 0.54W L2-双线圈 Dual coil 0.72W		
		线圈规格 Coil voltage :		05,06,09,12,15,18,24,36,48 (VDC)		
		触点组数 Number of poles :		1-1组 1-1 Group		
		封装形式 Protective construction :		S-塑封式 ,SH-防水式 S-Flux proofed , SH-Sealed type		
		基本型号 Type designation :		YC608Z		

## 外形尺寸、接线图、安装孔位图 (单位 : mm)

## OUTLINE DIMENSIONS, WIRING DIAGRAM AND PCB LAYOUT (Unit: mm)

外形尺寸

Outline Dimensions

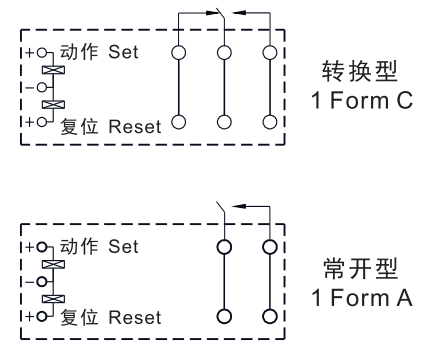
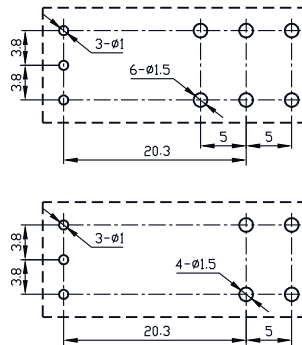
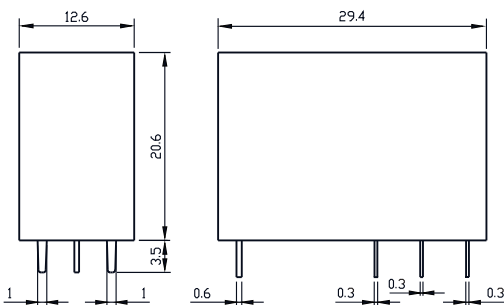
安装孔位图 (底视图)

PCB Layout ( Bottom View )

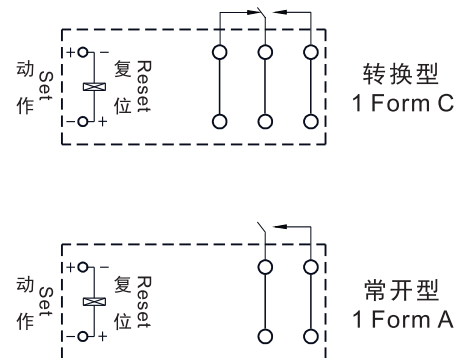
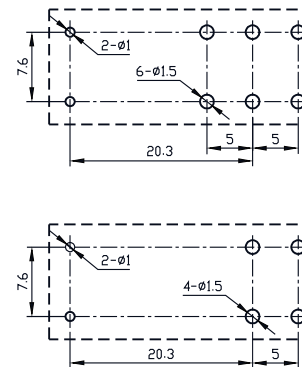
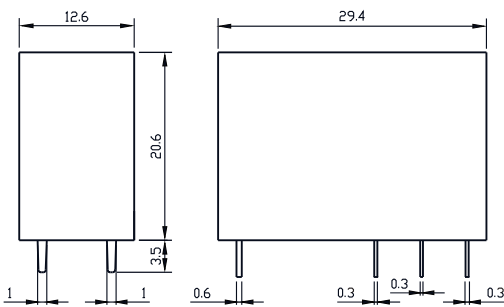
接线图 (底视图)

Wiring Diagram ( Bottom View )

双线圈 Dual coil



单线圈 Single coil



注 Remark :

- 1.未标注尺寸公差 Unmarked dimensional tolerance  
 $\leq 1\text{mm}$ :  $\pm 0.2\text{mm}$  ;  $(1\sim 5)\text{mm}$ :  $\pm 0.3\text{mm}$  ;  $\geq 5\text{mm}$ :  $\pm 0.4\text{mm}$ .
- 2.安装孔尺寸公差:  $\pm 0.1\text{mm}$ .  
 The tolerance of PCB layout is always:  $\pm 0.1\text{mm}$ .
- 3.引出脚尺寸为预焊前尺寸.  
 Extended terminal dimension is dimension before soldering.