
特点 Features:

- 高灵敏度:线圈功率150mW
High sensitivity:150mW coil power
- 小型尺寸:
Small size:12.3x7.4x9.9mm

触点参数 CONTACT DATA

型号	Model	YT102
触点形式	Contact Arrangement	1C
接触电阻	Contact Resistance	100mΩ Max.
触点材料	Contact Material	银合金 Silver Alloy
额定负载(阻性)	Contact Rating (Res.Load)	1A 125VAC/30VDC
最大切换电流	Max. Switching Current	1A
最大切换电压	Max. Switching Voltage	125VAC/30VDC
最大切换功率	Max. Switching Power	125VA/30W
机械寿命	Mechanical endurance	1x10 ⁷ 次 OPS
电气寿命	Electrical endurance	1x10 ⁵ 次 OPS

性能参数 CHARACTERISTICS

吸合时间(额定电压下)	Operate Time (at nomi.volt.)	5ms Max.
释放时间(不带二极管)	Release Time (without diode)	5ms Max.
绝缘电阻	Insulation Resistance	100MΩ Min.(500VDC)
介质耐压	Dielectric Strength	触点与触点间 Between Open Contacts : 500VAC, 50/60Hz 1 min.
		触点与线圈间 Between Coil & Contacts: 1,000VAC, 50/60Hz 1 min.
抗振性	Vibration resistance	误动作 Functional: 10~55Hz 双振幅 1.5mm (DA)
		耐久 Destructive: 10~55Hz 双振幅 1.5mm (DA)
抗冲击	Shock resistance	误动作 Functional: 10G Min.
		耐久 Destructive: 50G Min.
环境温度	Ambient Temperature	-40°C~+85°C (不冷凝 No condensation)
重量	Unit Weight	约 Approx. 2.1g

线圈参数 COIL DATA (at 23°C)

额定电压 Rated voltage (VDC)	额定电流 Rated current ±10%(mA)	线圈电阻 Coil resistance ±10%(Ω)	最大连续外加电压 Max allowable voltage VDC (Max.)	吸合电压 Operate voltage VDC (Max.)	释放电压 Release voltage VDC (Min.)	额定功率 Rated coil power (W)
3	50.0	60	额定电压的 of rated voltage 150 %	额定电压的 of rated voltage 75 %	额定电压的 of rated voltage 5 %	约 approx. 0.15
5	30.0	167				
6	25.0	240				
9	16.7	540				
12	12.5	960				
24	6.3	3,840	额定电压的 of rated voltage 130 %	额定电压的 of rated voltage 75 %	额定电压的 of rated voltage 5 %	约 approx. 0.20
3	66.7	45				
5	40.0	125				
6	33.3	180				
9	22.2	405				
12	16.7	720				
24	8.3	2,880				

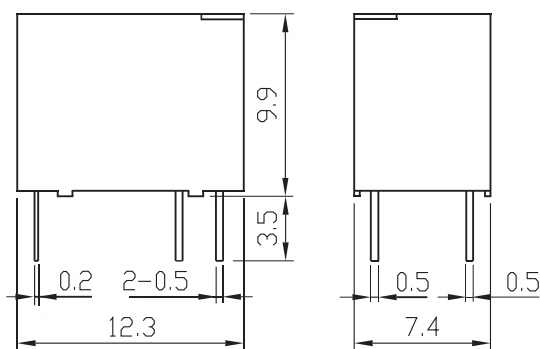
订货标记示例 ORDERING INFORMATION

YT102	-S	-1	12	D	M	
				触点形式 Contact form : 无-转换 Nil-Form C		
				线圈功耗 Coil power : D-0.20 W , L-0.15W		
				线圈规格 Coil voltage : 03,05,06,09,12,24 (VDC)		
				触点组数 Number of poles : 1-1组 1-1 Group		
				封装形式 Protective construction : S-塑封式, SH-防水式 S-Flux proofed , SH-Sealed type		
				基本型号 Type designation : YT102		

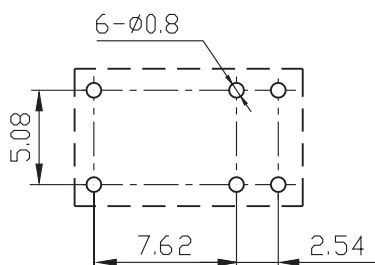
外形尺寸、接线图、安装孔位图 (单位: mm)

OUTLINE DIMENSIONS, WIRING DIAGRAM AND PCB LAYOUT (Unit: mm)

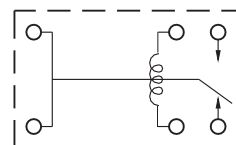
外形尺寸
Outline Dimensions



安装孔位图 (底视图)
PCB Layout (Bottom View)



接线图 (底视图)
Wiring Diagram (Bottom View)

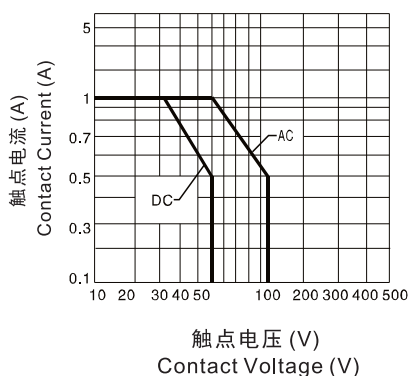


注 Remark :

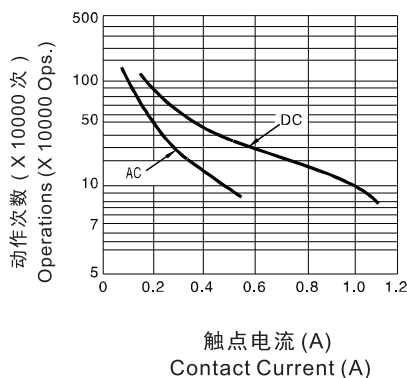
- 1.未标注尺寸公差 Unmarked dimensional tolerance
≤1mm: ±0.2mm ; (1~5)mm: ±0.3mm ; ≥5mm: ±0.4mm.
- 2.安装孔尺寸公差: ±0.1mm.
The tolerance of PCB layout is always: ±0.1mm.
- 3.引出脚尺寸为预焊前尺寸.
Extended terminal dimension is dimension before soldering.

性能曲线图 CHARACTERISTIC CURVES

最大切换功率
Max. Switching Power



寿命曲线
Endurance Curve



周围温度最大允许电压
Max Allowable Voltage Of Ambient Temp.

