
**特点 Features:**

- 触点容量: 7A触点切换能力  
Contact switching capability: 7A.
- 宽度7mm, 适合高密度电路板  
7mm width suitable for high-density PCB mounting.
- 线圈与触点耐压: 4KV  
Dielectric Strength :4KV( between coil and contact).

**触点参数 CONTACT DATA**

型号	Model	YX203
触点形式	Contact Arrangement	1A
接触电阻	Contact Resistance	100mΩ Max.
触点材料	Contact Material	银合金 Silver Alloy
额定负载(阻性)	Contact Rating ( Res.Load )	5A 277VAC/30VDC
最大切换电流	Max. Switching Current	7A
最大切换电压	Max. Switching Voltage	277VAC/30VDC
最大切换功率	Max. Switching Power	1385VA/150W
机械寿命	Mechanical endurance	1x10 <sup>7</sup> 次 OPS
电气寿命	Electrical endurance	1x10 <sup>5</sup> 次 OPS

**性能参数 CHARACTERISTICS**

吸合时间(额定电压下)	Operate Time ( at nomi.volt. )	10ms Max.
释放时间(不带二极管)	Release Time ( without diode )	5ms Max.
绝缘电阻	Insulation Resistance	1000MΩ Min.( 500VDC )
介质耐压	Dielectric Strength	触点与触点间 Between Open Contacts : 750VAC, 50/60Hz 1 min.
		触点与线圈间 Between Coil & Contacts: 4,000VAC, 50/60Hz 1 min.
抗振性	Vibration resistance	误动作 Functional: 10~55Hz 双振幅 1.5mm ( DA )
		耐久 Destructive: 10~55Hz 双振幅 1.5mm ( DA )
抗冲击	Shock resistance	误动作 Functional: 10G Min.
		耐久 Destructive: 100G Min.
环境温度	Ambient Temperature	-40°C~+85°C (不冷凝 No condensation)
重量	Unit Weight	约 Approx. 3.2g

**线圈参数 COIL DATA (at 23°C)**

额定电压 Rated voltage (VDC)	额定电流 Rated current ±10%(mA)	线圈电阻 Coil resistance ±10%(Ω)	最大连续外加电压 Max allowable voltage VDC (Max.)	吸合电压 Operate voltage VDC (Max.)	释放电压 Release voltage VDC (Min.)	额定功率 Rated coil power (W)
5	40.0	125	额定电压的 130%	额定电压的 75%	额定电压的 5%	约 approx. 0.2
6	33.3	180				
9	22.2	405				
12	16.7	720				
18	11.1	1,620				
24	8.3	2,880				
5	72.0	69	额定电压的 130%	额定电压的 75%	额定电压的 5%	约 approx. 0.36
6	60.0	100				
9	40.0	225				
12	30.0	400				
18	20.0	900				
24	15.0	1,600				
48	7.5	6,400				

## 订货标记示例 ORDERING INFORMATION

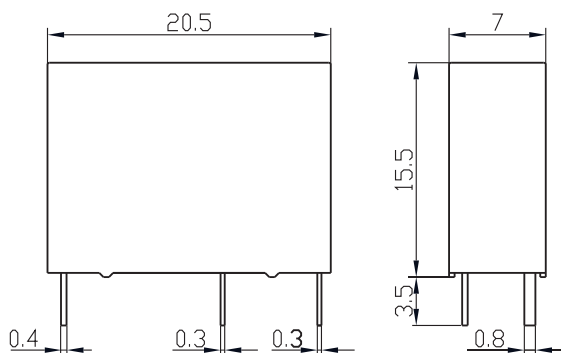
YX203	-S	-1	12	D	M	F	
绝缘系统 Insulation system :		无-标准型 Nil-Standard, F-Class F					
触点形式 Contact form :		M-常开, M-Form A					
线圈功耗 Coil power :		D-0.2 W ( 0.36W 可选 optional )					
线圈规格 Coil voltage :		03,05,06,09,12,15,18,24,48 (VDC)					
触点组数 Number of poles :		1-1组 1-1 Group					
封装形式 Protective construction :		S-塑封式, SH-防水式 S-Flux proofed , SH-Sealed type					
基本型号 Type designation :		YX203					

## 外形尺寸、接线图、安装孔位图 (单位: mm)

### OUTLINE DIMENSIONS, WIRING DIAGRAM AND PCB LAYOUT (Unit: mm)

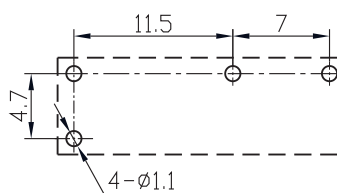
外形尺寸

Outline Dimensions



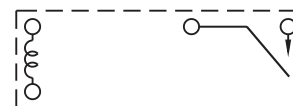
安装孔位图 (底视图)

PCB Layout ( Bottom View )



接线图 (底视图)

Wiring Diagram ( Bottom View )

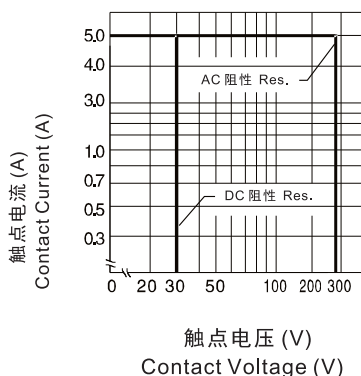


注 Remark :

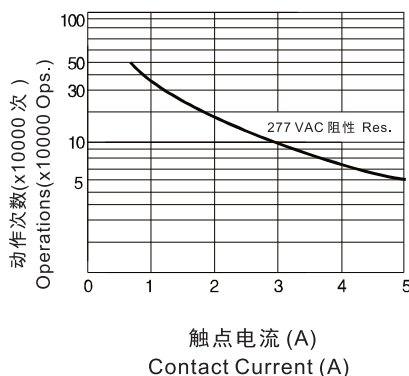
- 未标注尺寸公差 Unmarked dimensional tolerance  
 $\leq 1\text{mm}$ :  $\pm 0.2\text{mm}$ ; (1~5)mm:  $\pm 0.3\text{mm}$ ;  $\geq 5\text{mm}$ :  $\pm 0.4\text{mm}$ .
- 安装孔尺寸公差:  $\pm 0.1\text{mm}$ .  
 The tolerance of PCB layout is always:  $\pm 0.1\text{mm}$ .
- 引出脚尺寸为预焊前尺寸.  
 Extended terminal dimension is dimension before soldering.

## 性能曲线图 CHARACTERISTIC CURVES

最大切换功率  
Max. Switching Power



寿命曲线  
Endurance Curve



线圈温升  
Coil Temperature Rise

