
**特点 Features:**

- 高触点容量: 17A触点切换能力  
High contact switching capability: 17A.
- 可提供符合 IEC 60335-1 要求的产品  
Product comply with IEC 60335-1 available.
- 线圈与触点浪涌电压6KV  
6KV surge voltage between coil and contact.

**触点参数 CONTACT DATA**

型号	Model	YX305
触点形式	Contact Arrangement	1A、1B、1C
接触电阻	Contact Resistance	100mΩ Max.
触点材料	Contact Material	银合金 Silver Alloy
额定负载(阻性)	Contact Rating ( Res.Load )	17A 250VAC/30VDC ; 20A 125VAC
最大切换电流	Max. Switching Current	20A
最大切换电压	Max. Switching Voltage	277VAC/30VDC
最大切换功率	Max. Switching Power	4700VA/510W
机械寿命	Mechanical endurance	1x10 <sup>7</sup> 次 OPS
电气寿命	Electrical endurance	1x10 <sup>5</sup> 次 OPS

**性能参数 CHARACTERISTICS**

吸合时间(额定电压下)	Operate Time ( at nomi.volt. )	10ms Max.
释放时间(不带二极管)	Release Time ( without diode )	5ms Max.
绝缘电阻	Insulation Resistance	100MΩ Min.( 500VDC )
介质耐压	Dielectric Strength	触点与触点间 Between Open Contacts : 1,000VAC, 50/60Hz 1 min.
		触点与线圈间 Between Coil & Contacts: 2,500VAC, 50/60Hz 1 min.
抗振性	Vibration resistance	误动作 Functional: 10~55Hz 双振幅 1.5mm ( DA )
		耐久 Destructive: 10~55Hz 双振幅 1.5mm ( DA )
抗冲击	Shock resistance	误动作 Functional: 10G Min.
		耐久 Destructive: 100G Min.
环境温度	Ambient Temperature	-40°C~+105°C (不冷凝 No condensation)
重量	Unit Weight	约 Approx. 15g

**线圈参数 COIL DATA (at 23°C)**

额定电压 Rated voltage (VDC)	额定电流 Rated current ±10%(mA)	线圈电阻 Coil resistance ±10%(Ω)	最大连续外加电压 Max allowable voltage VDC (Max.)	吸合电压 Operate voltage VDC (Max.)	释放电压 Release voltage VDC (Min.)	额定功率 Rated coil power (W)
3	120.0	25	额定电压的 of rated voltage 130 %	额定电压的 of rated voltage 75 %	额定电压的 of rated voltage 5 %	约 approx. 0.36
5	71.5	70				
6	60.0	100				
9	40.0	225				
12	30.0	400				
15	24.0	625				
18	20.0	900				
24	15.0	1,600				
36	10.0	3,600				
48	7.5	6,400				

## 订货标记示例 ORDERING INFORMATION

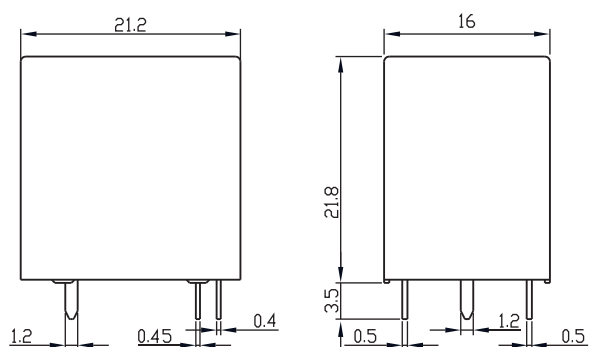
YX305	-S	-1	12	D	M	F	
绝缘系统 Insulation system:		无-标准型, Nil-Standard, F-Class F					
触点形式 Contact form:		无-转换, M-常开, B-常闭 Nil-Form C, M-Form A, B-Form B					
线圈功耗 Coil power:		D-0.36 W					
线圈规格 Coil voltage:		03,05,06,09,12,15,18,24,36,48 (VDC)					
触点组数 Number of poles:		1-1组 1-1 Group					
封装形式 Protective construction:		S-塑封式, SH-防水式 S-Flux proofed, SH-Sealed type					
基本型号 Type designation:		YX305					

## 外形尺寸、接线图、安装孔位图 (单位: mm)

## OUTLINE DIMENSIONS, WIRING DIAGRAM AND PCB LAYOUT (Unit: mm)

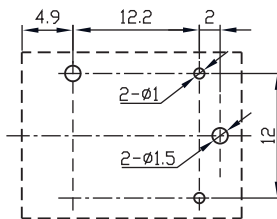
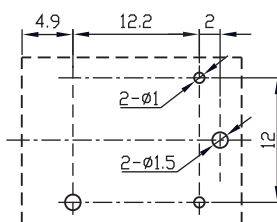
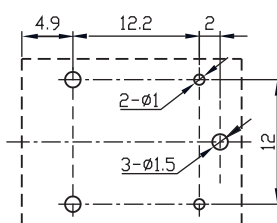
外形尺寸

Outline Dimensions



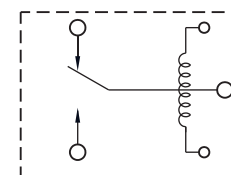
安装孔位图 (底视图)

PCB Layout (Bottom View)

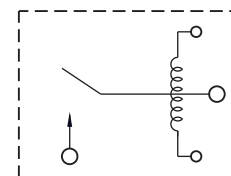


接线图 (底视图)

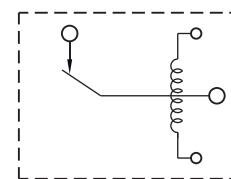
Wiring Diagram (Bottom View)



转换型  
1 Form C



常开型  
1 Form A



常闭型  
1 Form B

注 Remark:

1. 未标注尺寸公差

Unmarked dimensional tolerance

≤1mm: ±0.2mm;

(1~5)mm: ±0.3mm;

≥5mm: ±0.4mm.

2. 安装孔尺寸公差: ±0.1mm.

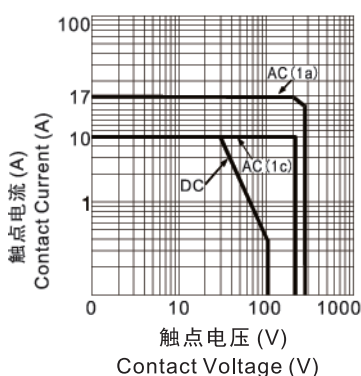
The tolerance of PCB layout is always: ±0.1mm.

3. 引出脚尺寸为预焊前尺寸.

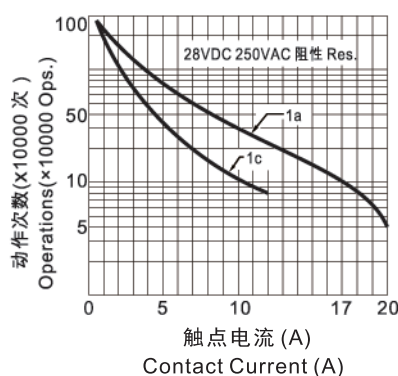
Extended terminal dimension is dimension before soldering.

## 性能曲线图 CHARACTERISTIC CURVES

最大切换功率  
Max. Switching Power



寿命曲线  
Endurance Curve



线圈温升  
Coil Temperature Rise

